


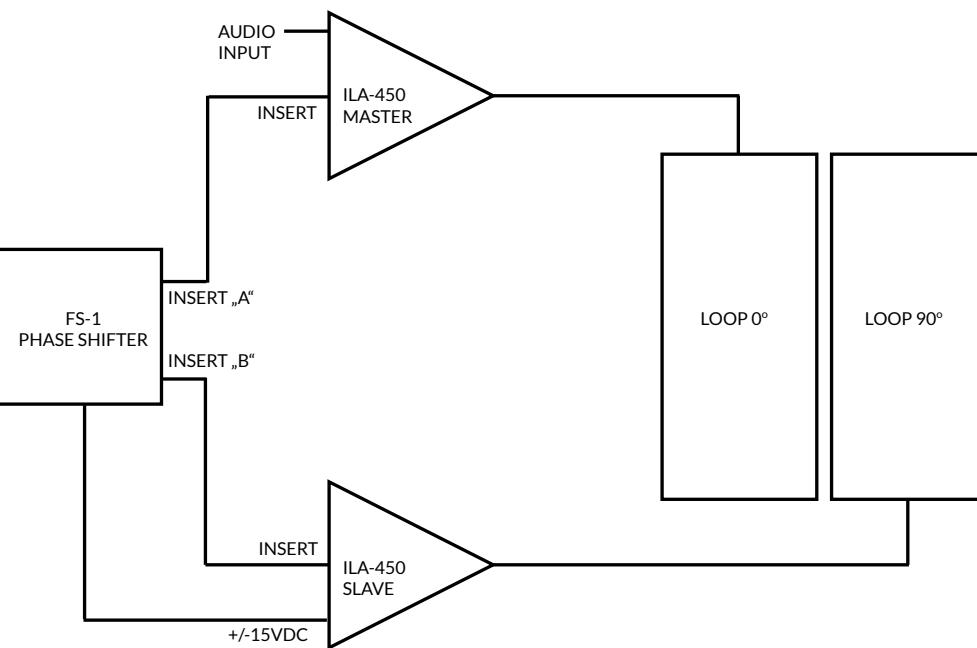


Made in EU



ILA-450

INDUCTION LOOP AMPLIFIER



© 2025 Phoenix Professional Audio GmbH | All rights reserved - Pictures can differ - Deviations in design, colors, errors and technical changes reserved.



For systems acc. to
EN 60118-4
IEC 118-4



Fig.: Model ILA-450, front & rear side

ILA-450

Automatic Induction loop amplifier

DIGITAL AUTOMATIC AUDIO SIGNAL COMPRESSOR 2-POINT LOOP DETECTOR

The professional solution for the construction of induction loops: the automatic loop amplifiers of the PHOENIX ILA series.

The audio transmission **ILA-450 induction loop amplifier** is widely used to provide hearing aids with inductive audio signals.

The system was developed as a high-quality LOOP amplifier for medium induction loops.

The system is characterized by its **easy installation** and **customer-oriented operation** with optimum performance.

Induction loop amplifiers are often used in **churches, cinemas, theaters, outlets, bank counters, interpreting systems, or DRIVE-INS or DRIVE-THROUGHS**, so that hearing aid wearers can hear much better in severe acoustic conditions (background noise, reverberation, etc.) without disturbing noises.

The ILA loop amplifier is used wherever an induction transmission is installed.

The amplifier is also particularly suitable for people who need a high quality „wireless“ hearing aid system without having to use a real hearing aid, such as channel interpreter systems.



SYSTEM ADVANTAGES

Due to the inductive coupling of hearing aids, the useful signal (audio transmission) can be heard much better without disturbing noises.

By transmitting an audio signal through the induction loop, an acceptable signal-to-noise ratio is achieved.

USEFUL INFORMATION

A purely acoustic, direct sound transmission (between loudspeaker and hearing aid) significantly worsens the perception of the useful signal by the hearing aid wearer due to reverberation and background noise.

RECEIVER ILA-E

The induction loop receiver **ILA-E** (separately available; see "Accessories") makes it easy to quickly check or maintain a loop system.



Fig.: ILA-E Induction loop receiver



ILA-450 - Continued from previous page

Technical Data	ILA-450
Power supply	230 VAC - 50/60 Hz
Protection circuits	Current limit (short circuit), over temperature protection, soft start
Loop impedance	0.5 to 3.0 Ohm supervised
Phantom power	switchable 15 V
Maximum current (PIC)	over 10 A
Power	300 VA (max.)
Compressor/Limiter	For limiting 20:1 with 10 ms access
Harmonic distortion	less than 0.25 %
Info LOOP OK (Output)	12 V / DC
Weight	approx. 4 kg
RMS effective current (at 1 kHz)	over 4 A
Dynamics / frequency response	more than 60 dB @ 250 Hz- 12.000 Hz
Audio sensitivity	- 50 dB MIC. / 0 dB LINE
Audio Inputs / Outputs	MIC. 1, 2, Line/Mic.3 balanced XLR, INSERT, 0 dB Output
Display LEDs	Limiter 4 x LEDs, Output 5 x LEDs, Protect, LOOP-OK, Power
Dimensions/Color	(W) 443 mm x (H) 44 mm x (D) 205 mm, graphite (1 HE)



Important

In a well visible position near the entrance to the area where an induction loop is installed, the inductive coupling symbol should be placed.



Further details -
in the online shop



ILA-450 >>




Fig.: ILA-Copper
Copper tape

Accessories

- ILA-E Induction loop receiver
- FS-1 Signal processor 90° phase shift
- ILA-COPPER Copper tape for induction loops

Phased Array System




Fig.: Model ILA-450, loop system with 90 degree phase shift according to EN 60118-4 (Phased Array System)



ONLINESHOP *link:*



[ILA-450 >>](#)



www.phoenix-pa.com • www.phoenix-pa.com/shop

Tel.: +49 (0) 8062 908 49 84 | Fax: +49 (0) 8062 728 37 37 | E-Mail: info@phoenix-pa.com

PHOENIX PROFESSIONAL AUDIO GMBH

Hermann-Oberth-Str. 12
D-83052 Bruckmühl / Germany